

Name: _____ Date of birth: DD / MM / YYYY

Confirmed allergen(s): _____

Family/emergency contact(s):

1. _____ Mobile: _____

2. _____ Mobile: _____

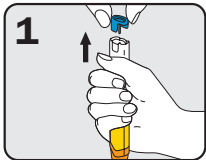
Plan prepared by: _____ (doctor or nurse practitioner) who authorises medications to be given, as consented by the parent/guardian, according to this plan.

Signed: _____ Date: DD / MM / YYYY

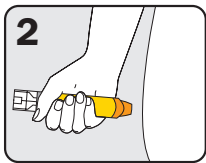
Antihistamine: _____ Dose: _____

This plan does not expire but review is recommended by: DD / MM / YYYY

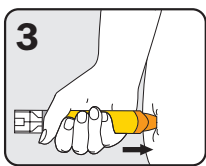
How to give EpiPen® adrenaline (epinephrine) device



Form fist around EpiPen® and PULL OFF **BLUE** SAFETY RELEASE



Hold leg still and PLACE **ORANGE** END against outer mid-thigh (with or without clothing)



PUSH DOWN HARD until a click is heard or felt and hold in place for 3 seconds. REMOVE EpiPen®

Instructions are also on device labels. For video instructions scan this QR code.



EpiPen® Jr (150 mcg) is prescribed for children 7.5-20kg

EpiPen® (300 mcg) is prescribed for children over 20kg and adults

MILD TO MODERATE ALLERGIC REACTIONS

SIGNS:

- Swelling of lips, face, eyes
- Hives or welts
- Tingling mouth
- Abdominal pain, vomiting - **these are signs of anaphylaxis for insect allergy**

Mild to moderate allergic reactions may not always occur before anaphylaxis

ACTIONS:

- Stay with person, call for help
- Locate adrenaline device
- **Give antihistamine - see above**
- Phone family/emergency contact
- Insect allergy - flick out sting if visible
- Tick allergy - seek medical help or freeze tick and let it drop off

SIGNS OF ANAPHYLAXIS (SEVERE ALLERGIC REACTIONS)

Watch for **ANY ONE** of the following signs:

- Difficult or noisy breathing
- Swelling of tongue
- Swelling or tightness in throat
- Wheeze or persistent cough
- Difficulty talking or hoarse voice
- Persistent dizziness or collapse
- Pale and floppy (young children)

ACTIONS FOR ANAPHYLAXIS

1 LAY PERSON FLAT - do NOT allow them to stand or walk

- If unconscious or pregnant, place in recovery position - on left side if pregnant
- If breathing is difficult allow them to sit with legs outstretched
- Hold young children flat, not upright



2 GIVE ADRENALINE DEVICE

3 Phone ambulance - 000 (AU) or 111 (NZ)

4 Phone family/emergency contact

5 Further adrenaline may be given if no response after 5 minutes

6 Transfer person to hospital for at least 4 hours of observation

IF IN DOUBT GIVE ADRENALINE DEVICE

Commence CPR at any time if person is unresponsive and not breathing normally

ALWAYS GIVE ADRENALINE DEVICE FIRST, and then asthma reliever puffer

if someone with known asthma and allergy to food, insects or medication (who may have been exposed to the allergen) has **SUDDEN BREATHING DIFFICULTY** (including wheeze, persistent cough or hoarse voice) even if there are no skin symptoms.

If adrenaline is accidentally injected, phone your local poisons information centre. Continue to follow this action plan for the person with the allergic reaction.